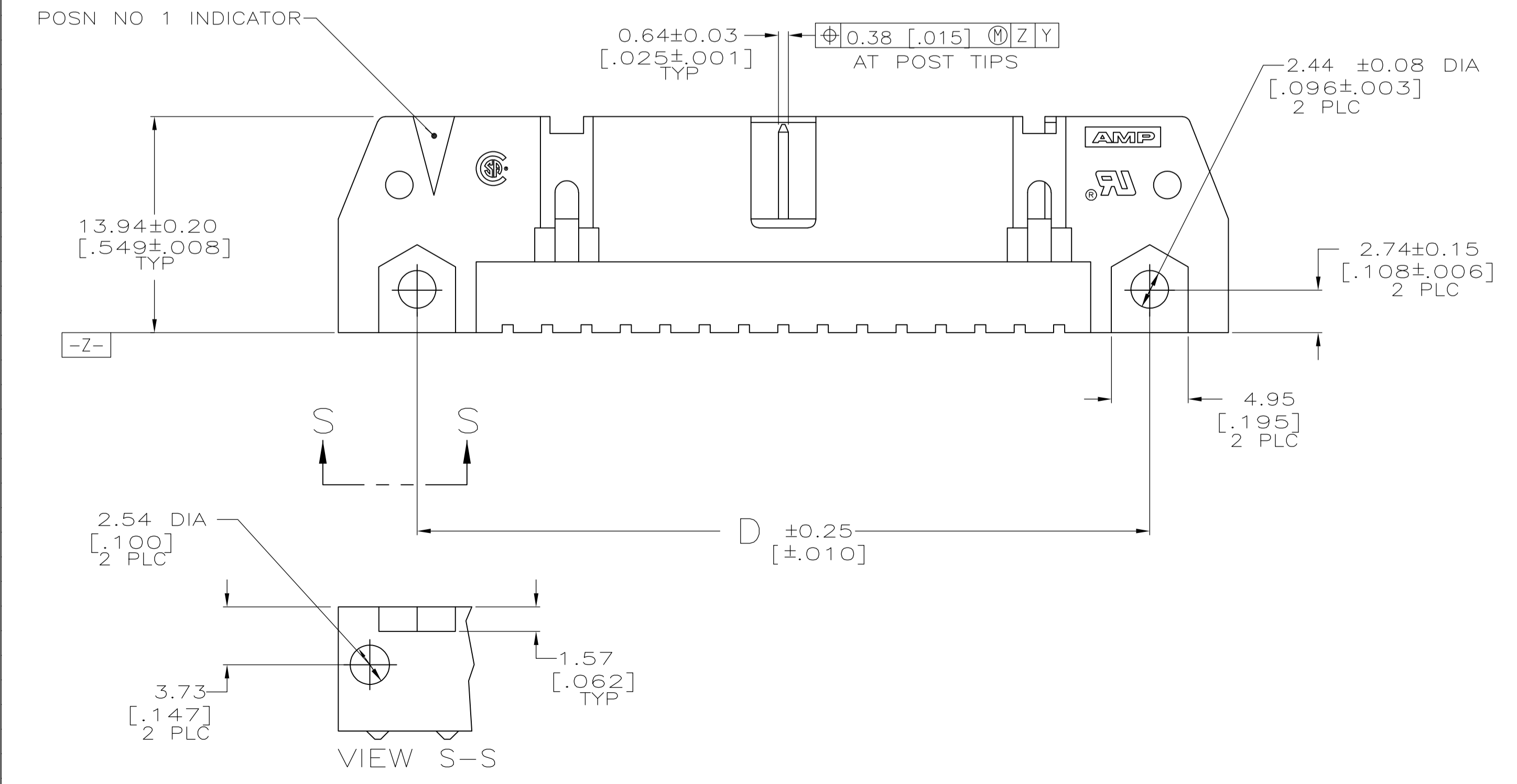
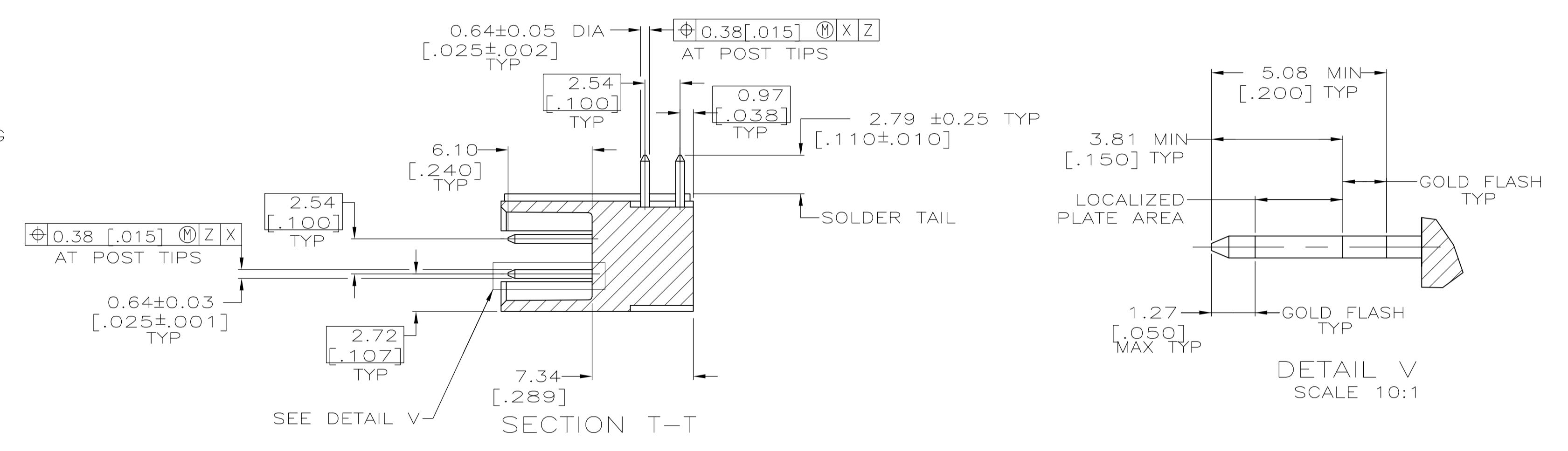
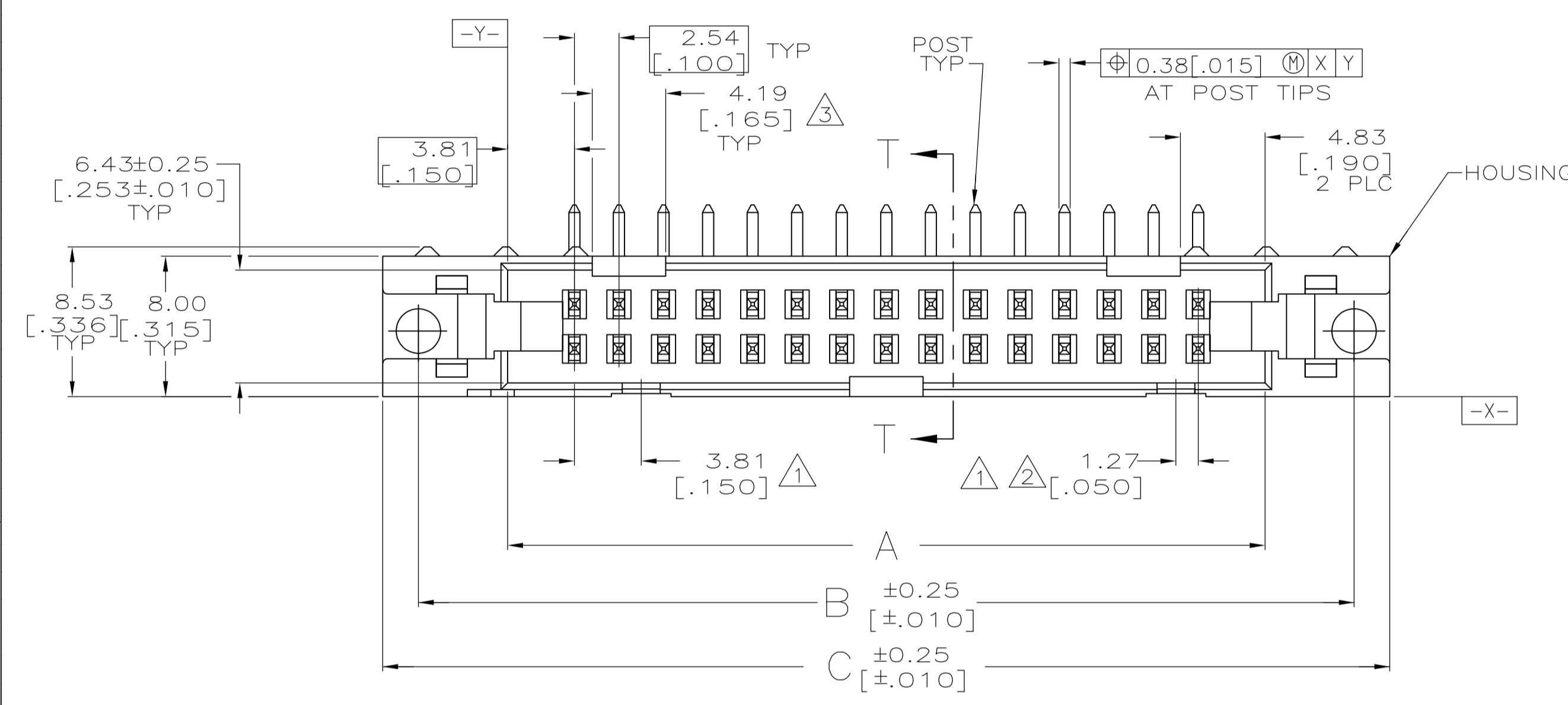


- 1. COORDINATE DIMENSION APPLIES FROM BASIC LOCATION.
- 2. 8, 10 AND 14 POSITION SIZES CONTAIN ONLY ONE SLOT FOR SNAP-IN POLARIZER (MILITARY POLARIZATION) LOCATED AS SHOWN.
- 3. 8 AND 10 POSITION SIZES CONTAIN ONLY ONE SLOT FOR DUAL POLARIZATION, LOCATED AS SHOWN.
- 4. RECOMMENDED PRINTED CIRCUIT BOARD THICKNESS IS 1.57 [0.062].
- 5. POSTS: GOLD FLASH OVER PALLADIUM-NICKEL PLATE,
 0.76μm [0.000030] MIN TOTAL ON THE LOCALIZED PLATE AREA,
 2.54μm [0.000100] MIN TIN-LEAD PLATE ON THE SOLDER-TAIL,
 1.27μm [0.000050] MIN NICKEL UNDERPLATE ON THE ENTIRE POST.
 -OR-
 0.76μm [0.000030] MIN GOLD PLATE ON THE LOCALIZED PLATE AREA,
 2.54μm [0.000100] MIN TIN-LEAD PLATE ON THE SOLDER-TAIL,
 1.27μm [0.000050] MIN NICKEL UNDERPLATE ON THE ENTIRE POST.



	F	E	D	C	B	A	NO OF POSN	PART NUMBER
OBSOLETE	7.62 [0.300]	19.30 [0.760]	19.30 [0.760]	29.46 [1.160]	25.40 [1.000]	15.24 [0.600]	8	1-102160-4
OBSOLETE	53.34 [2.100]	65.02 [2.560]	65.02 [2.560]	75.18 [2.960]	71.12 [2.800]	60.96 [2.400]	44	1-102160-3
	78.74 [3.100]	90.42 [3.560]	90.42 [3.560]	100.58 [3.960]	96.52 [3.800]	86.36 [3.400]	64	1-102160-2
	73.66 [2.900]	85.34 [3.360]	85.34 [3.360]	95.50 [3.760]	91.44 [3.600]	81.28 [3.200]	60	1-102160-1
	60.96 [2.400]	72.64 [2.860]	72.64 [2.860]	82.80 [3.260]	78.74 [3.100]	68.58 [2.700]	50	1-102160-0
	48.26 [1.900]	59.94 [2.360]	59.94 [2.360]	70.10 [2.760]	66.04 [2.600]	55.88 [2.200]	40	102160-9
	40.64 [1.600]	52.32 [2.060]	52.32 [2.060]	62.48 [2.460]	58.42 [2.300]	48.26 [1.900]	34	102160-8
OBSOLETE	35.56 [1.400]	47.24 [1.860]	47.24 [1.860]	57.40 [2.260]	53.34 [2.100]	43.18 [1.700]	30	102160-7
	30.48 [1.200]	42.16 [1.660]	42.16 [1.660]	52.32 [2.060]	48.26 [1.900]	38.10 [1.500]	26	102160-6
	27.94 [1.100]	39.62 [1.560]	39.62 [1.560]	49.78 [1.960]	45.72 [1.800]	35.56 [1.400]	24	102160-5
	22.86 [0.900]	34.54 [1.360]	34.54 [1.360]	44.70 [1.760]	40.64 [1.600]	30.48 [1.200]	20	102160-4
	17.78 [0.700]	29.46 [1.160]	29.46 [1.160]	39.62 [1.560]	35.56 [1.400]	25.40 [1.000]	16	102160-3
OBSOLETE	15.24 [0.600]	26.92 [1.060]	26.92 [1.060]	37.08 [1.460]	33.02 [1.300]	22.86 [0.900]	14	102160-2
	10.16 [0.400]	21.84 [0.860]	21.84 [0.860]	32.00 [1.260]	27.94 [1.100]	17.78 [0.700]	10	102160-1

THIS DRAWING IS A CONTROLLED DOCUMENT.

DIMENSIONS: INCHES. TOLERANCES UNLESS OTHERWISE SPECIFIED: 0 PLC ±, 1 PLC ±, 2 PLC ±, 3 PLC ±, 4 PLC ±, ANGLES ±.

MATERIAL: HOUSING: GLASS FILLED NYLON OR POLYESTER; PIN-0 RATED; BLACK POSTS: BRASS. FINISH: Δ.

DWN: H.MOLL 4-23-90. CHK: R.STONE 11/28/90. APVD: S. GOOD 11-29-90. NAME: Tyco Electronics Corporation Harrisburg, PA 17105-3608. PRODUCT SPEC: 108-40018. APPLICATION SPEC: -.

SIZE: A1. CAGE CODE: 00779. DRAWING NO: 102160. RESTRICTED TO: -.

CUSTOMER DRAWING. SCALE: 4:1. SHEET: 1 OF 1. REV: M.